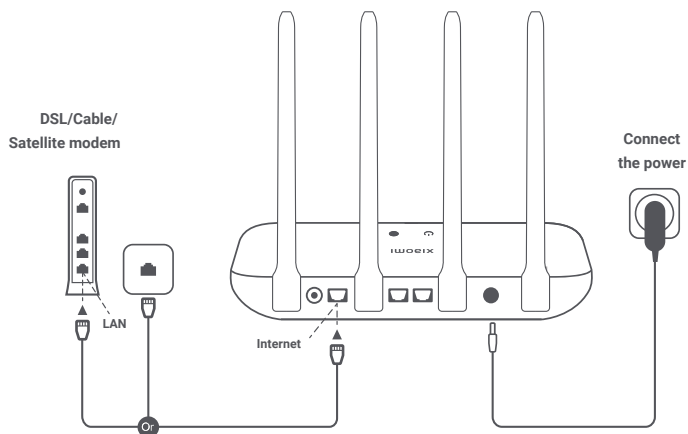


xiaomi Router AC1200 User Manual



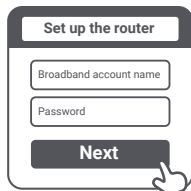
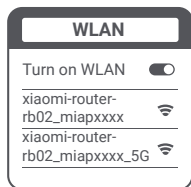
Step 1: Connect the cables



Power on the router, then connect the Internet (WAN) port to the DSL/Cable/satellite modem


* If your Internet network is connected by a network cable via the Internet wall socket, connect the cable directly to the router's WAN port.

Step 2: Set up the network connection



1

Connect to the Wi-Fi using a phone or computer (no password). Refer to the information on the bottom of the router for the Wi-Fi name.

* Wait until the system indicator light  turns blue. Search for the Wi-Fi network and connect

2

Once the Wi-Fi is connected, you will be directed to the configuration page. If the configuration page is not present, open the browser and go to "router.miwifi.com" or "192.168.31.1" to complete the configuration.

* Mi Router EULA is available at <http://www1.miwifi.com/router/ula/20191230.html>

3

Enter the account name and password provided by your broadband provider, then click/tap Next (It depends on the Internet Service Provider you selected, whether your account name and password are required or not).

* If you have forgotten your broadband account name or password, you can get them by contacting your broadband provider

Setting Wi-Fi

Wi-Fi name

Wi-Fi password

Next

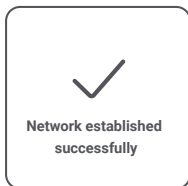


Set admin password

Same as Wi-Fi password ☒

Admin password

Done



4

Set a new Wi-Fi and administrator password. You can choose to use your Wi-Fi password as your administrator password as well

* Please wait until the indicator light turns blue and stops flashing, then reconnect to the Wi-Fi

Managing Mi Wi-Fi

The web management website is router.miwifi.com and supports basic Internet functions. Scan the QR code, download the Mi Home / Xiaomi Home app, and manage your router anytime, anywhere.



QoS



Unauthorized access prevention



Wi-Fi optimization



More features

FAQ

I have finished setting up my network. Why can't I connect to the Internet?

Step 1: Use your phone to search for the Wi-Fi network set by your router. If you can't find it, make sure that the router is connected to the power and starts working normally

Step 2: Connect your phone to your router's Wi-Fi network, go to "router.miwifi.com", and try to fix the problem based on the network diagnostics results

I've forgotten the administrator password for my router. What should I do?

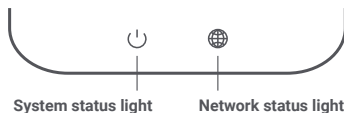
If you haven't set a specific password, your administrator password will be the same as your Wi-Fi password, so try using this to log in. If the problem persists, it is recommended that you restore your router to the factory settings, then set up the network again

How do I restore my router to the factory settings?

First make sure that the router starts working normally, then hold down the Reset button at the base of the router for more than 5 seconds and let go when the system status light turns orange. When the router finishes restarting, the reset was successful

What do the different indicator lights mean on the router?

There should be two indicator lights on the front panel, which are the network status light (two colours: blue and orange) and the system status light (two colours: blue and orange)



Network status light	Two-colour indicator light (blue and orange)
Off	The network cable is not plugged into the WAN port
Orange	Solid: The network cable is plugged into the WAN port but the upstream network is not available
Blue	Solid: The network cable is plugged into the WAN port and the upstream network is available
System status light	Two-colour indicator light (blue and orange)
Off	The router is not connected to a power source
Orange	Flashing: System update is in process Solid (turns blue after approx. one minute): System is booting up Solid (doesn't turn blue after approx. two minutes): System fault
Blue	Solid: Working normally

Specifications

Name: Xiaomi Router AC1200

Model: RB02

Operating Temperature: 0°C to 40°C

Input: 12V, 1A

Operating Frequency: 2400MHz–2483.5MHz ($\leq 20\text{dBm}$),
5150MHz–5250MHz ($\leq 23\text{dBm}$),

Certifications:



Hereby, Xiaomi Communications Co., Ltd declares that the radio equipment type RB02 is in compliance with Directive 2014/53/EU. The full text of the EU declaration of conformity is available at the following internet address:

<http://www.mi.com/global/service/support/declaration.html>



All products bearing this symbol are waste electrical and electronic equipment (WEEE as in directive 2012/19/EU) which should not be mixed with unsorted household waste.


Instead, you should protect human health and the environment by handing over your waste equipment to a designated collection point for the recycling of waste electrical and electronic equipment, appointed by the government or local authorities. Correct disposal and recycling will help prevent potential negative consequences to the environment and human health. Please contact the installer or local authorities for more information about the location as well as terms and conditions of such collection points.

Caution:

The product can be used within all European Union countries.

To comply with CE RF exposure requirements, the device must be installed and operated 20cm (8 inches) or more between the product and all person's body.

This device is restricted to indoor use only when operating in 5150-5250MHz frequency range

	AT	BE	BG	HR	CY	CZ	DK	EE	FI
	FR	DE	EL	HU	IE	IT	LV	LT	LU
	MT	NL	PL	PT	RO	SK	SI	ES	SE
	UK (NI)		IS	LI	NO	CH	TR		

Manufacturer: Xiaomi Communications Co., Ltd.

Address: #019, 9th Floor, Building 6, 33 Xi'erqi Middle Road, Haidian District, Beijing, China

Importer:

Beryko s.r.o.

Pod Vinicemi 931/2, 301 00 Plzeň

www.beryko.cz